



Output Specifications:

MODEL NO.	OUTPUT RAIL	LOAD				VOLTAGE ACCURACY	RIPPLE NOISE	LINE REG.	LOAD REG.	EFFICIENCY TYPICAL
		MIN.	RATED	MAX.	PEAK					
SNP-Z081	+5V +12V -12V	0A 0A 0A	6A 4A 0.5A	8A 6A	15A 10A	+4.9V~+5.1V +11.4V~+12.6V -11.4V~-12.6V	1% 1% 1%	±1% ±1% ±1%	±3% ±3% ±5%	84%
SNP-Z081-1	+5V +12V -12V	0A 0A 0A	5A 3.5A 0.5A		15A 10A	+4.9V~+5.1V +11.4V~+12.6V -11.4V~-12.6V	1% 1% 1%	±1% ±1% ±1%	±3% ±3% ±5%	82%
SNP-Z08D	+3.3V +5V +12V	0A 0A 0A	6A 4A 1.5A	10A 7A		+3.2V~+3.4V +4.75V~+5.25V +11.4V~+12.6V	50mV 1% 1%	±1% ±1% ±1%	±3% ±3% ±5%	79%
SNP-Z083	+5V +12V	0A 0A	6A 4A	8A 6A	15A 10A	+4.9V~+5.1V +11.4V~+12.6V	1% 1%	±1% ±1%	±3% ±3%	84%
SNP-Z083-1	+5V +12V	0A 0A	5A 3.5A		15A 10A	+4.9V~+5.1V +11.4V~+12.6V	1% 1%	±1% ±1%	±3% ±3%	82%
SNP-Z08F	+5V +24V +12V	0A 0A 0A	6A 2A 0.5A	8A 3A	15A 5A	+4.9V~+5.1V +22.8V~+25.2V +11.4V~+12.6V	1% 1% 1%	±1% ±1% ±1%	±3% ±3% ±5%	85%
SNP-Z08F-1	+5V +24V +12V	0A 0A 0A	5A 2A 0.5A		15A 5A	+4.9V~+5.1V +22.8V~+25.2V +11.4V~+12.6V	1% 1% 1%	±1% ±1% ±1%	±3% ±3% ±5%	83%
SNP-Z086	+5V	0A	15A			+4.95V~+5.05V	1%	±1%	±1%	81%
SNP-Z087	+12V +5V	0A 0A	6.5A 0.5A		11A	+11.88V~+12.12V +4.75V~+5.25V	1% 1%	±1% ±1%	±1% ±1%	82%
SNP-Z087-1	+12V	0A	7A		11A	+11.88V~+12.12V	1%	±1%	±1%	83%
SNP-Z088	+15V +5V	0A 0A	5.5A 0.5A		9A	+14.85V~+15.15V +4.75V~+5.25V	1% 1%	±1% ±1%	±1% ±1%	82%
SNP-Z088-1	+15V	0A	5.7A		9A	+14.85V~+15.15V	1%	±1%	±1%	83%
SNP-Z089	+24V +5V	0A 0A	3.6A 0.5A		5.6A	+23.75V~+24.24V +4.75V~+5.25V	1% 1%	±1% ±1%	±1% ±1%	85%
SNP-Z089-1	+24V	0A	3.75A		5.6A	+23.75V~+24.24V	1%	±1%	±1%	86%
SNP-Z08T	+48V	0A	1.88A		2.8A	+47.6V~+48.4V	1%	±1%	±1%	87%
SNP-Z08B	+3.3V	0A	15A	13A		+3.26V~+3.33V	50mV	±1%	±1%	80%

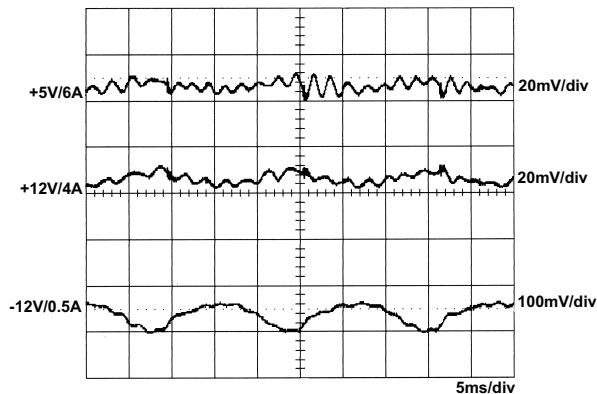
Note:

- At peak load, the output can last for 8 seconds without shut down.
- The maximum combinational load of SNP-Z08D for +3.3V & +5V is 40W.
- At factory, all outputs in 60% rated load condition, each output is checked to be within the accuracy range while the main output is setting to within the specified accuracy range at rated load.
- Line regulation is defined by changing ±10% of input voltage from nominal line at rated load.
- Load regulation is defined by changing ±40% of measured output load from 60% rated load at another output set to 60% rated load.
- Ripple & noise is measured by using 15MHz bandwidth limited oscilloscope and terminated each output with a 0.47uF capacitor at rated load and nominal line.
- Hold up time is measured from the end of the last charging pulse to the time which the main output drop down to regulation limit at rated load and nominal line.
- The efficiency is measured at nominal line and rated load.

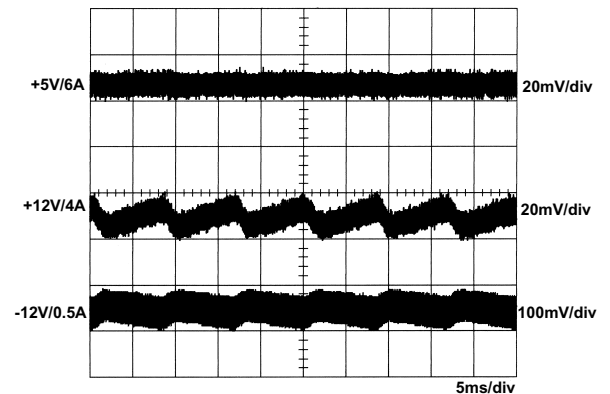
-Jim-

Performance for SNP-Z081:

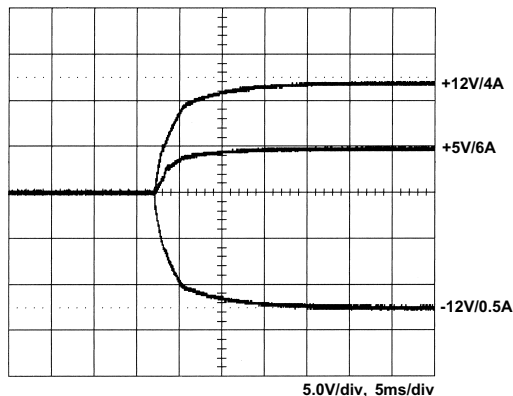
1. Switching frequency ripple



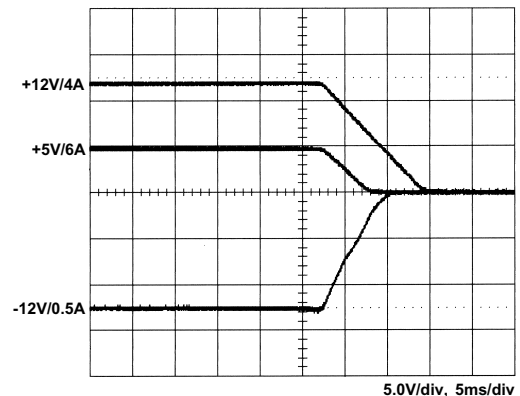
2. Line frequency ripple



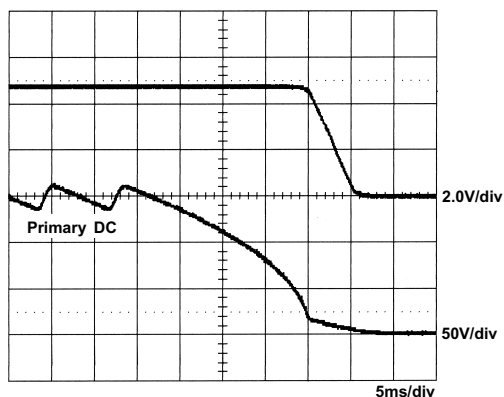
3. Output turn on wave form



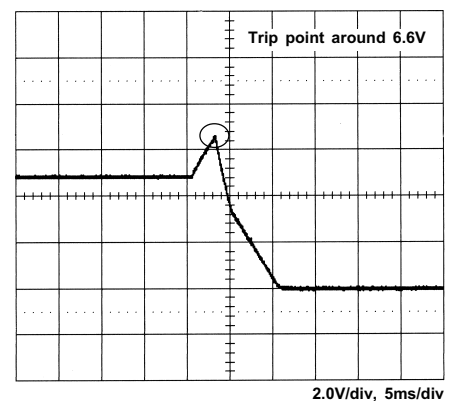
4. Output turn off wave form



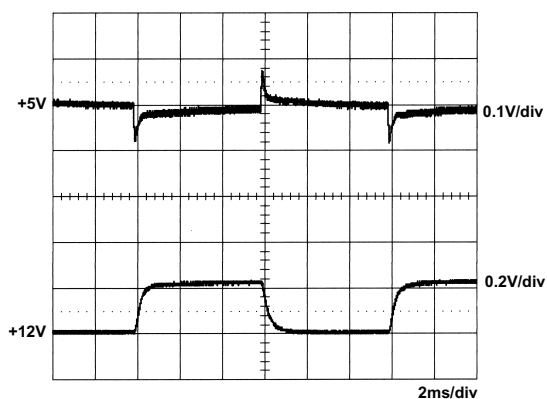
5. Hold-up time



6. Over voltage protection

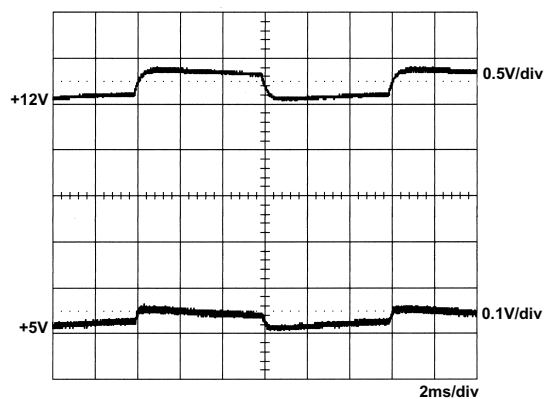


7. +5V step response



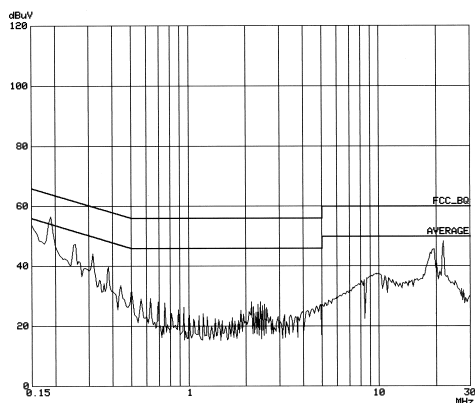
+5V step from 1.2A to 6A
others are at 60% rated load

8. +12V step response



+12V step from 0.8A to 4A
others are at 60% rated load

9. FCC B



10. EN 55022 B

